



MARSHALL COUNTY

SCHOOL SYSTEM SNAPSHOT: 2021 EDITION*

12380 Highway 431 S. | Guntersville, AL 35976 | (256) 582-3171

Superintendent Dr. Cindy Wigley
Board Members Tony R. Simmons, Mark Rains, Brian Naugher, Joe Bunch, Bill Hancock

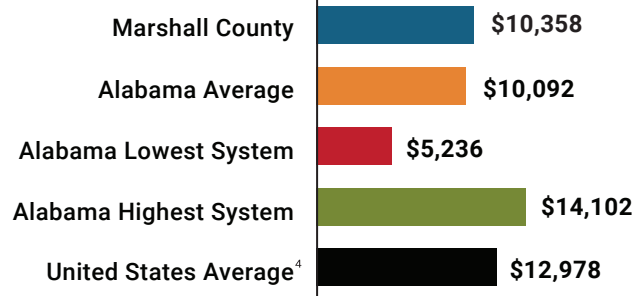
\$3,955,736
 Cost of One Month's Operation/General Fund

0.47
 Number of Months Reserve Balance

By the Numbers

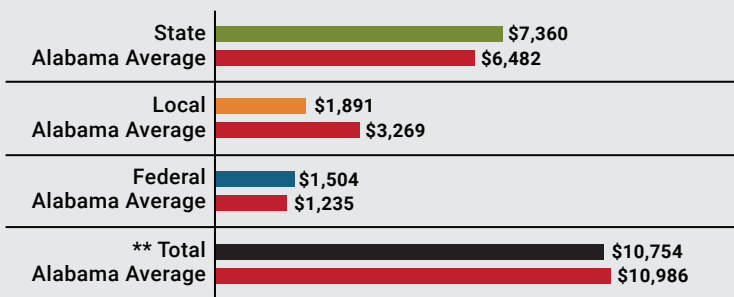
- Schools¹** 14
- Students/ADM²** 5,441
- Free & Reduced Lunch** 65%
- Community Eligibility Program** 48%
- Number of Route Buses³** 81
 - Buses 10 yrs. old or less 94%
 - Students Bused 3,703
- Full-Time Employees** 728
 - Teachers 331
 - Principals/Assistant Principals 20
 - Counselors 14
 - Librarians 12
 - Other Certified Employees 25
 - Support Personnel 326

Total Per-Pupil Expenditures (PPE)



Per-Pupil Revenue Sources

Marshall County Revenue Sources



25 STATE RANK

111 LOCAL RANK

49 FEDERAL RANK

OVERALL SYSTEM RANK 76

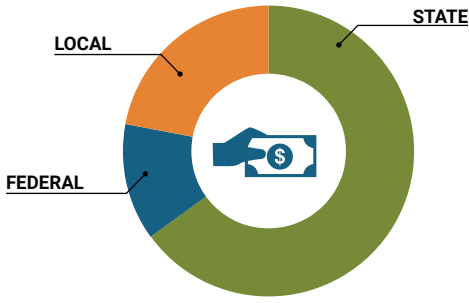
** Total Revenue Among 137 School Systems

¹ Schools with enrollment, including Alternative and Career Technical Education
² Average Daily Membership
³ Data collected in FY19 and used for FY21 funding
⁴ 2019-2020 NEA Rankings of the States

* THIS REPORT INCLUDES FISCAL YEAR 2019 DATA

School System Revenue

How was your school system funded?¹



\$40,042,488	STATE	65%
\$8,181,335	FEDERAL	13%
\$13,085,198	LOCAL	21%
— \$1,413,670	Local 10-Mill Match	
\$11,671,528	AVAILABLE LOCAL REVENUE	

VALUE OF 1-MILL
For Your School System

\$141,367

School System Spending

How did your school system spend state & local dollars?¹

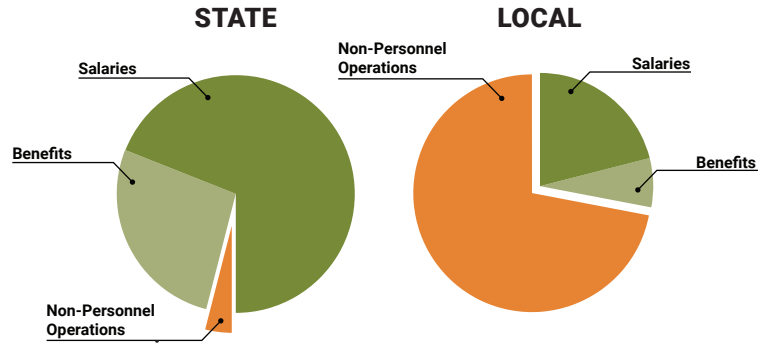
	STATE SPENDING ^{2,3}	LOCAL SPENDING ²
Salaries	\$26,785,791	\$2,112,834
Benefits	\$10,673,737	\$753,590
Non-Personnel Operations	\$1,488,760	\$7,210,329
TOTAL	\$38,948,287	\$10,076,753

¹ Revenues and expenditures may contain nominal variances

² Does not include debt service or capital outlay

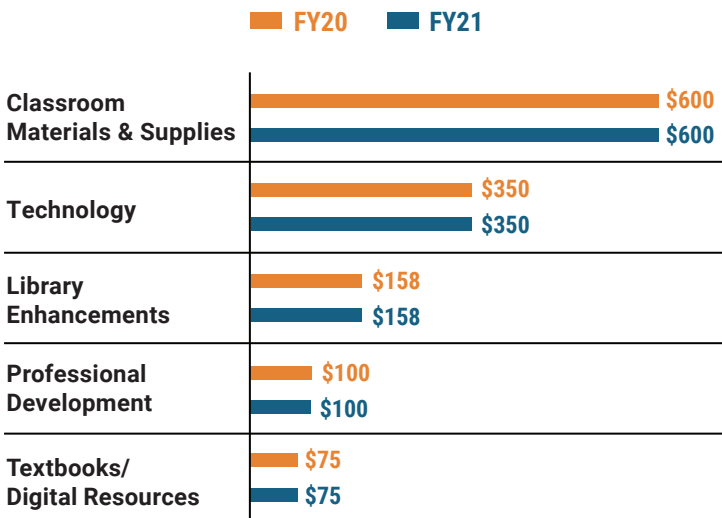
³ Includes 10-mill match

⁴ Such as utilities, operations & maintenance, etc.



Only 4% of state funding is available for non-personnel expenditures⁴

Instructional Support



Educational Advancement & Technology Fund⁵

FY20	\$1,308,533
FY19	\$1,469,836
FY18	\$292,698

⁵ These one-time supplemental funds may be used for repairs and deferred maintenance, classroom instructional supplies, insurance for facilities, transportation, technology and school safety measures.

System Debt

TOTAL DEBT⁶	DEBT PER STUDENT
\$17,947,315	\$3,299

⁶ The debt totals in system audit reports may differ due to audit adjustments.



ALABAMA
ASSOCIATION OF
SCHOOL BOARDS

Sally Smith, J.D.
Executive Director

Lissa Tucker, J.D.
Director of Government Relations

43 South Jackson Street
Montgomery, Alabama 36104

1-800-562-0601 | AlabamaSchoolBoards.org

@AlaSchoolBoards Facebook.com/AlabamaSchoolBoards